

NYCOR[®]

nylon core belting with leather, rubber,
textile or synthetic leather covers



Optimum strength and traction for a
wide range of power transmission
and conveying applications

MORE THAN QUALITY BELTING, IT'S THE BELTING EXPERTISE.

Founded in 1919, Shingle Belting is the only U.S. manufacturer of a full line of specialty belting for power transmission and conveying applications. The Shingle Belting product line encompasses many products which are used particularly in food, textile, paper, printing, automotive, and flour milling industries.


From its manufacturing facility in King of Prussia, PA, Shingle supports its customers with comprehensive technical service and engineering support. Shingle's product line, manufactured to exacting specifications, also includes fabrication tools for use with any Shingle belting products.

Shingle offers "Belt Schools" to enhance end-user and distributor knowledge of power transmission and conveyor products and techniques. Engineering, installation and consultation services are available to all customers as is nationwide troubleshooting and repair service – including emergency service.

Shingle is committed to solve any customer problem. This policy is facilitated by Shingle's comprehensive research and development laboratory, unique manufacturing capabilities and a corporate philosophy which emphasizes flexibility as a key to responding to customers' individual needs.

Contributing to Shingle's high quality standards are its internal R&D capability, in-house testing of new products, and production of its own adhesives.

In addition to rubber and leather-covered nylon core belting, Shingle manufactures full lines of extruded thermoplastic belting in round, flat, vee, and custom profiles in a variety of materials and reinforcements. The company also offers a full line of monofilament conveyor belting and truly endless belting in rubber and TP compounds. You can rely on Shingle Belting as your single source for all your power transmission and conveyor belting requirements.



Shingle's quality is supported by in-house R&D.



Off-the-shelf inventory assures prompt delivery of popular belt types.



Shingle manufactures a full line of thermoplastic belting.



Notching machine and other downstream equipment for customizing extruded belting.

NYLON CORE FOR A STRONG, STRETCH-FREE PERFORMANCE

And a selection of covers, each with performance advantages for a variety of power transmission and conveying applications

NYCOR's nylon core absorbs sudden shock loads without breaking thereby eliminating belt damage, speed loss and constant belt tightening.

NYCOR belting, with its superior tensile rating and low stretch, also eliminates splitting or longitudinal cracking due to its full 20-inch nylon width.

NYCOR's tough, durable solid nylon core lasts longer and provides more lateral strength, as well as oil and chemical-resistance.

Single or double-sided cover choices include rubber, leather, synthetic leather, and textile fabrics. Static conductive covers are also available. Manufactured in 20 inches wide x 200 foot lengths; wider widths and custom lengths are available on special order.

- Combinations of raw materials, each with different characteristics are designed for a wide range of applications
- Shingle solid nylon core offers exceptional high tensile strength with virtually no elongation
- Shingle offers the right cover for the ideal coefficient of friction required for power transmission applications. Both nitrile and carboxylated rubbers are available. Leather is available in both chrome and synthetic versions. Anti-static and standard textile covers are also available.



Strong nylon core belting is manufactured with a variety of cover materials for superior performance in diverse applications.

RUBBER COVERS SG, XG, BR

For all flat power transmission drives and conveying applications

- No permanent elongation
- High power efficiency
- Speeds up to 10,000 FPM
- Abrasion resistant covers
- Over 20 cover styles available
- More than 40 belt types
- Highest horsepower ratings

Shingle's NYCOR SG, XG and BR rubber covers offer excellent abrasion resistance, oil and grease resistance, heat resistance, and static dissipative properties. Shingle Green SG rubber is specially compounded to offer excellent wear as well as high grip. Our Gray XG rubber has even greater abrasion resistance. BR ribbed rubber minimizes surface contact on wet applications. The coefficient of friction of BR ribbed rubber, Gray XG, and Green SG rubber guarantees maximum traction without excessive shaft pressure.

There is a wide range of top and bottom cover combinations in a variety of materials and thicknesses including textile, anti-static fabric, and rubber. These are available off the shelf in standard widths up to 20 inches and lengths to 200 feet and longer. Belts are available laps prepared, endless, and with a variety of other fabrication options.

Shingle also offers fabrication equipment specifically designed for our NYCOR product line.

Typical applications include:

folding box machines; tangential drives; poultry picker belts; printing tapes; paper mill rewinds; sheeters; feed tapes; textile drives, flour mill roll stands.



LEATHER COVERS L, 2L

For all high speed, high horsepower flat transmission applications

- No permanent elongation
- High power efficiency
- Speeds up to 10,000 FPM
- Quick, endless splicing
- Abrasion resistant covers
- Chrome leather covers on 1 or 2 sides
- Over 17 styles available
- Ability to slip without burning on high speed drives

NYCOR leather covers ensure a higher coefficient of friction for excellent traction and superior power transmission efficiency.

Available with leather on both sides (2L) or one side (L). Chrome leather surfaces are used on applications that are exposed to oil, grease or other liquids. NYCOR belts can be supplied in rolls, laps prepared, or endless. Standard widths and lengths of 20 inches x 200 feet are available. Consult the factory for custom widths and lengths.

Typical applications include:

cone pulley drives; paper converting; capstan drives; flour mill roll stands; printing tension belts; textile main drives.

SYNTHETIC LEATHER COVERS K, 2K

For light duty power transmission and general conveying

- Controlled thickness
- No permanent elongation
- Abrasion resistant covers
- 10 styles available
- Quick, endless splicing
- Minimal vibration
- Ability to slip without burning on high speed drives

NYCOR synthetic leather covers offer economy in eight varieties. They are used in applications where thickness variation is critical. Synthetic leather offers a cover with no factory laps as with leather drive belts, while exhibiting similar wear and durability to leather. NYCOR K and 2K belting is available with synthetic leather covers on one (K) or both sides (2K). Standard widths and lengths of 20 inches x 200 feet are available. Consult the factory for custom widths and lengths.

Typical applications include:


flour mill roll stands; light duty drives; paper mill rewinds; printing tension belts; textile main drives.

COVER OPTIONS AND APPLICATIONS

NYCOR SG & XG Rubber covers offer excellent abrasion resistance, heat and static dissipative properties, and oil and grease resistance. Shingle Green SG rubber is specially compounded to offer excellent wear as well as high grab. Our Gray XG rubber has even greater abrasion resistance. The coefficient of friction of both Gray XG and Green SG rubber guarantees maximum traction without excessive shaft pressure. Applications include: Textiles, graphics, paper converting, flour mills, packaging, and wood processing.



NYCOR L & 2L Leather covers insure a higher coefficient of friction for excellent traction and superior power transmission efficiency. Available with leather on both sides (2L) or one side (L). Chrome leather surfaces are used on applications exposed to oil, grease or other liquids. Industries include: Cone pulley drives, newspaper tension belts, flour mill roll stands and sifter machines, wire drawing capstans and bakery pan stackers.



NYCOR K & 2K Synthetic Leather covers are used in applications where thickness variation is critical. Synthetic leather offers a cover with no factory laps while exhibiting similar wear and durability to leather belts. NYCOR synthetic leather covers are available on one (K) or both sides (2K). Applications include: Flour mill roll stands and sifters, press tension belts, bakery pan stackers, paper mill rewinds and textile belts.



NYCOR T & 2T Textile covered belts provide a low coefficient of friction. Some constructions are designed with static dissipative properties. These are available off the shelf in standard widths up to 20 inches and lengths up to 200 feet. Belts are available as laps prepared, endless, longitudinally spliced, and with a variety of other fabrication options. Applications include: Printing, paper sheeting, and automated assembly.



Specially designed **Custom NYCOR** products integrate components from across the NYCOR range to meet a customer's application needs. Any of Shingle Belting's existing cover or nylon core raw materials can be combined or new materials can be developed to create a belt designed for maximum belting performance. Prototype designs can be produced in small quantities for testing purposes.



NYCOR FLAT BELTING SPECIFICATIONS

General Specifications: Coefficient of Friction: Leather/Synthetic Leather = 0.7; Rubber = 0.9; Textile/Anti-Static Textile = 0.3
Ambient Temperature Range 0 - 200° F (-18° - +93° C) Maximum Width 20" (508 mm) Maximum Length 200' (61 mtr)

Abbreviations: Lthr = Leather Syn = Synthetic Leather Rbr = Rubber BR = Ribbed Rubber Txt = Textile
AS = Anti-static Textile Y = Yellow rubber cover on top side (all rubber/rubber styles are green on bottom side)

Note: Styles shown are standard; new styles or special thicknesses are available on request - contact Customer Service.

Rubber Nylon Core (SG, XG, BR Covers)

Type	Top Cvr/ Pulley Cvr	Approx. Thickness		Min. Pulley		Pull for 1%	
		in.	mm	in.	mm	lb/in.	N/mm
SG1A	Rbr/AS	0.039	1.0	0.6	15.2	20	3.5
SG155 ^{XG}	Rbr/Rbr	0.120	3.0	1.2	30.5	30	5.3
SG1.411Y	Rbr/Rbr	0.070	1.8	1.0	25.4	21	3.7
SG21A	Rbr/AS	0.060	1.5	1.5	38.1	30	5.3
SG211	Rbr/Rbr	0.076	1.9	1.5	38.1	30	5.3
SG25A	Rbr/AS	0.100	2.5	2.0	50.8	30	5.3
SG31A	Rbr/AS	0.074	1.9	2.0	50.8	45	7.9
SG311 ^{XG}	Rbr/Rbr	0.086	2.2	2.0	50.8	45	7.9
SG35A	Rbr/AS	0.110	2.8	2.0	50.8	45	7.9
SG331Y	Rbr/Rbr	0.107	2.7	2.3	58.4	45	7.9
SG333 ^{XG}	Rbr/Rbr	0.128	3.3	2.3	58.4	45	7.9
SG355 ^{XG}	Rbr/Rbr	0.158	4.0	2.5	63.5	45	7.9
SG388 ^{XG}	Rbr/Rbr	0.197	5.0	2.5	63.5	45	7.9
SG39A	Rbr/AS	0.150	3.8	2.5	63.5	45	7.9
SG399 ^{XG}	Rbr/Rbr	0.236	6.0	2.5	63.5	45	7.9
SG411 ^{XG}	Rbr/Rbr	0.096	2.4	2.5	63.5	60	10.5
SG433 ^{XG}	Rbr/Rbr	0.138	3.5	3.0	76.2	60	10.5
SG45A	Rbr/AS	0.120	3.0	3.0	76.2	60	10.5
SG455	Rbr/Rbr	0.166	4.2	3.5	88.9	60	10.5
SG511	Rbr/Rbr	0.106	2.7	4.0	102	75	13.1
SG515	Rbr/Rbr	0.137	3.5	4.5	114	75	13.1
SG533 ^{XG}	Rbr/Rbr	0.150	3.8	4.5	114	75	13.1
SG555	Rbr/Rbr	0.178	4.5	4.5	114	75	13.1
SG711 ^{XG}	Rbr/Rbr	0.126	3.2	6.0	152	105	18.4
SG733 ^{XG}	Rbr/Rbr	0.170	4.3	6.0	152	105	18.4
SG755 ^{XG}	Rbr/Rbr	0.195	5.0	6.0	152	105	18.4
SG10555	Rbr/Rbr	0.224	5.7	10.0	254	150	26.3
SG14015	Rbr/Rbr	0.231	5.9	19.0	483	210	36.8
SG18019	Rbr/Rbr	0.310	7.9	26.0	660	270	47.3
Special Design Nylon Core							
SG1.4.7T	Rbr/Txt	0.050	1.3	1.0	25.4	21	3.7
SG3K5	Syn/Rbr	0.160	4.1	2.5	63.5	45	7.9
SG71BR	Rbr/BR	0.155	3.9	6.0	152.4	105	18.4
SG1051BR	Rbr/BR	0.190	4.8	10.0	254	150	26.3
SG1201BR	Rbr/BR	0.205	5.2	14.0	355.6	170	29.8
SG1401BR	Rbr/BR	0.225	5.7	20.0	508	210	36.8

Leather Nylon Core (L, 2L Covers)

Type	Top Cvr/ Pulley Cvr	Approx. Thickness		Min. Pulley		Pull for 1%	
		in.	mm	in.	mm	lb/in.	N/mm
L20	Txt/Lthr	0.125	3.2	1.5	38.1	30	5.3
L30	Txt/Lthr	0.135	3.4	2.0	50.8	45	7.9
L40	Txt/Lthr	0.145	3.7	2.5	63.5	60	10.5
L50	Txt/Lthr	0.155	3.9	4.0	102	75	13.1
L70	Txt/Lthr	0.175	4.4	6.0	152	105	18.4
L105	Txt/Lthr	0.210	5.3	10.0	254	150	26.3
L140	Txt/Lthr	0.245	6.2	18.0	457	210	36.8
L180	Txt/Lthr	0.285	7.2	26.0	660	270	47.3
L210	Txt/Lthr	0.315	8.0	30.0	762	315	55.2
2L20	Lthr/Lthr	0.190	4.8	1.5	38.1	30	5.3
2L30	Lthr/Lthr	0.200	5.1	2.0	50.8	45	7.9
2L40	Lthr/Lthr	0.210	5.3	2.5	63.5	60	10.5
2L50	Lthr/Lthr	0.220	5.6	4.0	102	75	13.1
2L70	Lthr/Lthr	0.240	6.1	6.0	152	105	18.4
2L105	Lthr/Lthr	0.275	7.0	10.0	254	150	26.3
2L140	Lthr/Lthr	0.310	7.9	18.0	457	210	36.8
2L180	Lthr/Lthr	0.350	8.9	26.0	660	270	47.3

Synthetic Leather Nylon Core (K, 2K Covers)

K20	Txt/Syn	0.100	2.5	1.5	38.1	30	5.3
K30	Txt/Syn	0.110	2.8	2.0	50.8	45	7.9
K50	Txt/Syn	0.130	3.3	4.0	102	75	13.1
K70	Txt/Syn	0.150	3.8	6.0	152	105	18.4
2K20	Syn/Syn	0.170	4.3	1.5	38.1	30	5.3
2K30	Syn/Syn	0.180	4.6	2.0	50.8	45	7.9
2K50	Syn/Syn	0.200	5.1	4.0	102	75	13.1
2K70	Syn/Syn	0.220	5.6	6.0	152	105	18.4

Textile Nylon Core

Tex 1.1	Txt/AS	0.045	1.1	1.0	25.4	12	2.1
SG2TT	Txt/Txt	0.052	1.3	1.5	38.1	30	5.3
SG4TA	Txt/AS	0.072	1.8	3.0	76.2	60	10.5
SG5AA	AS/AS	0.082	2.1	4.5	114	75	13.1

Note: SG styles followed by an ^{XG} are also available with carboxylated rubber covers; this is indicated by adding "XG/XG" after the number, i.e. SG388XG/XG.

SELECTING YOUR NYCOR BELT

1. Assemble known data.

- 50 hp, 1750 rpm, electric motor driving ball mill, heavy load under normal conditions.
- Drive pulley is 12 inches in diameter with a 6 inch face.
- Driven pulley is 30 inches in diameter with a 6 inch face.
- Pulley center-to-center distance is 72 inches.

2. Calculate the belt speed in ft./min.

$$\text{FPM} = \text{Drive Pulley Dia. (in.)} \times \text{rpm} \times .262$$

$$12 \text{ in.} \times 1750 \times .262 = 5502 \text{ FPM}$$

3. Refer to Table 1 to determine the nylon type belt required (page 9).

Using the calculated FPM, move across the table to the minimum pulley diameter that is the same or smaller than the smallest pulley in your drive. Next to the diameter figure is the horsepower (hp) that this belt will deliver for each inch of width. Read the head of the column for your Nylon Type Number.

Minimum pulley size: 10" Horsepower per inch of width: 24.4 Belt type required: NYCOR type #70

4. Cover selection: L, 2L, K, 2K, SG and Textile

5. Determine Service Factor from Table 3 (page 9).

Ball mill: 1.6

6. Determine the Arc of Contact Factor from Table 2 (page 9).

Correction Factor: .94

7. Insert values in formula below:

$$\text{Belt width} = \frac{\text{hp} \times \text{service factor}}{\text{hp/in. rating} \times \text{arc factor}}$$

$$\frac{50 \times 1.6}{24.4 \times .94} = 3.49 \text{ in.}$$

This belt width is for installation at 3% tension

8. Calculate belt length from formula below:

L = Belt Length D = Dia. of large pulley

C = Center distance d = Diameter of small pulley

$$L = 2C + 1.57 (D + d) + \frac{(D-d)^2}{4(C)}$$

$$L = 2(72) + 1.57 (30 + 12) + \frac{(30-12)^2}{4(72)}$$

211.065 in. or 17.59 ft.

The most accurate method to determine belt length is a steel tape measurement around the pulleys. This is designated as TLM (Tape Line Measurement).

9. Determine appropriate tensions under various operating conditions - see table below.

Operating Condition	Tension %
Light duty and dry conditions	1-2
Average duty, normal conditions	2-3
Heavy loads, hot and humid conditions	3-4

In this example, if 1% or 2% tension is used, the horsepower rating per inch for NYCOR 70 is:

Tension	Horsepower
1%	8.0
2%	15.8

10. Calculate Net Finished Length (NFL) as follows:

Insert Length (L) and Tension % values determined in this formula: NFL = L - (L x Tension %)

$$17.59' - (17.59 \times .03) = 17.06'$$

$$17.59' \times .97 = 17.06' @ 3\% \text{ tension}$$

11. Cementing procedures (page 10).

Table 1 NYCOR Minimum Pulley and Horsepower Rating per Inch of Width at 3% Tension

These Nylon Types represent the thickness of the nylon core in thousandths of an inch.

Example: #40 = .040" thick nylon core.

Note: Belt tension depends on capacities of bearings and shafts. Tension of 4% will increase HP and shaft loading by approximately 25%, however, belt life may be decreased. Ratings shown are for leather (L, 2L) belts; for rubber (SG) multiply HP value by 1.10)

Belt Speed (FPM)	#20		#30		#40		#50		#70		#105		#140		#180		#210	
	Dia.	HP	Dia.	HP	Dia.	HP	Dia.	HP	Dia.	HP	Dia.	HP	Dia.	HP	Dia.	HP	Dia.	HP
1000	1.5"	1.4	2"	2.0	2.5"	2.9	4"	3.5	6"	4.9	10"	7.5	18"	10.0	26"	13.7	30"	16.9
1500	1.5"	2.2	2"	2.9	2.5"	4.3	4"	5.2	6"	7.4	10"	11.3	18"	15.0	26"	20.5	30"	25.4
2000	1.5"	2.9	2"	3.9	3"	5.7	5"	6.9	8"	9.9	11"	15.1	20"	20.0	28"	27.3	33"	33.8
2500	1.5"	3.6	2"	4.8	3"	7.2	5"	8.6	8"	12.4	11"	18.9	20"	25.0	28"	34.2	33"	42.3
3000	2"	4.3	2.5"	5.9	3"	8.6	5"	10.4	9"	14.8	11"	22.6	22"	30.0	30"	41.0	35"	50.7
3500	2"	5.1	2.5"	6.8	3"	10.0	5"	12.1	9"	17.3	11"	26.4	22"	35.1	30"	47.8	35"	59.2
4000	2"	5.6	2.5"	7.8	3"	11.3	6"	13.7	9"	19.2	12"	29.1	24"	39.0	32"	53.3	38"	74.1
4500	2"	6.1	2.5"	8.8	3"	12.2	6"	14.7	9"	21.1	12"	32.2	24"	42.8	32"	58.4	38"	76.1
5000	2.5"	6.6	3"	9.5	4"	13.3	6"	16.0	10"	22.6	14"	34.8	24"	46.3	34"	63.2	40"	82.8
5500	2.5"	7.0	3"	10.1	4"	14.2	6"	17.0	10"	24.4	14"	37.3	24"	49.7	34"	67.6	40"	87.9
6000	2.5"	7.5	3"	11.1	4"	15.1	7"	18.2	10"	26.0	14"	39.7	26"	52.5	36"	71.6	42"	93.0
6500	2.5"	8.1	3"	11.7	4"	15.9	7"	19.1	10"	27.3	14"	41.6	26"	55.3	36"	75.5	42"	98.2
7000	3"	8.3	3.5"	12.1	4"	16.5	7"	20.5	12"	28.5	16"	43.6	28"	57.9	38"	78.8	46"	102.4
7500	3"	8.8	3.5"	12.6	4"	17.2	7"	20.8	12"	29.6	16"	45.2	28"	60.1	38"	81.9	46"	106.5
8000	3.5"	9.0	4"	13.0	5"	17.9	8"	21.6	14"	30.7	18"	46.8	30"	62.0	40"	84.6	48"	110.0

Table 2 NYCOR Arc of Contact Correction Factor

Difference in Pulley Dia.	Center Distance in Feet									
	2	4	6	8	10	12	14	16	18	20
2"	0.98	0.99	0.99	0.99	0.99	1.00	1.00	1.00	1.00	1.00
4"	0.96	0.98	0.98	0.99	0.99	0.99	1.00	1.00	1.00	1.00
6"	0.94	0.97	0.98	0.99	0.99	0.99	0.99	0.99	1.00	1.00
8"	0.92	0.96	0.97	0.98	0.99	0.99	0.99	0.99	0.99	0.99
10"	0.90	0.95	0.97	0.97	0.98	0.99	0.99	0.99	0.99	0.99
12"	0.88	0.94	0.96	0.97	0.98	0.99	0.99	0.99	0.99	0.99
14"	0.85	0.93	0.95	0.96	0.97	0.98	0.98	0.99	0.99	0.99
16"	0.83	0.92	0.95	0.96	0.97	0.98	0.98	0.98	0.99	0.99
18"	0.81	0.91	0.94	0.95	0.96	0.97	0.97	0.98	0.98	0.99
20"	0.79	0.90	0.93	0.95	0.96	0.97	0.97	0.97	0.98	0.99
22"	0.76	0.89	0.93	0.94	0.96	0.97	0.97	0.97	0.97	0.98
24"	0.74	0.88	0.92	0.94	0.95	0.97	0.97	0.97	0.97	0.98
26"	0.71	0.87	0.91	0.93	0.95	0.96	0.96	0.97	0.97	0.97
28"	0.69	0.85	0.90	0.93	0.94	0.96	0.96	0.97	0.97	0.97
30"	0.66	0.84	0.90	0.92	0.94	0.96	0.96	0.96	0.97	0.97
32"	0.63	0.83	0.89	0.92	0.93	0.95	0.95	0.96	0.97	0.97
34"	0.58	0.82	0.88	0.91	0.93	0.95	0.95	0.96	0.96	0.97
36"	0.54	0.81	0.88	0.91	0.93	0.95	0.95	0.95	0.96	0.97
42"	-	0.78	0.85	0.89	0.91	0.94	0.94	0.95	0.95	0.96
48"	-	0.74	0.83	0.88	0.90	0.93	0.93	0.94	0.95	0.95
54"	-	0.70	0.81	0.86	0.89	0.92	0.92	0.93	0.94	0.94
60"	-	0.66	0.79	0.84	0.88	0.91	0.91	0.92	0.93	0.94

Table 3 Service Factor

Drive Classifications	Factor
Blowers, exhausters, centrifugal pumps, generators, light duty conveyors, rotary compressors, roll stands.	1.2
Machine tools, printing machinery, line shafts, laundry machinery, conveyors, dough mixers.	1.3
Textile and woodworking machinery, paper mill drives, brick machinery.	1.5
Crushers, ball mills, chippers, hammers, gang saws, heavy torque drives.	1.6

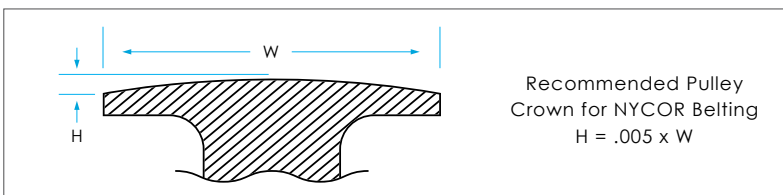
Note: Hot or humid conditions add 0.2 to factor.

Shaft Loads per Inch of Width*

NYCOR Type	1% Tension		2% Tension		3% Tension	
	lbs/in	kg/cm	lbs/in	kg/cm	lbs/in	kg/cm
#20	44	8	88	16	132	24
#30	66	12	132	24	197	36
#40	88	16	176	32	263	48
#50	109	20	219	40	329	60
#70	153	28	307	56	460	84
#105	218	40	439	80	658	120
#140	306	56	614	112	920	167
#180	393	71	789	143	1182	215
#210	459	83	921	167	1380	251

*For dimensions in excess of these maximums, contact Shingle Belting.

Shingle Belting will provide belting type and size recommendations on request. Please provide drive horsepower, RPM, drive and driven pulley diameters, center distance between pulleys, pulley width, machine type, and ambient operating environment.



SPLICING AND STORING NYCOR FLAT BELTING

Cement Application Techniques

Leather

Cement System	Press Temp.	Press Time
"L" for leather "H" or "K" for nylon	200 – 210° F	30 minutes

Apply 3 coats of "L" cement to the leather portion of the lap only. Wait 15 minutes between coats or until dry. Apply "H" or "K" to nylon surfaces only. Brush in with rotating motion. Once complete, lightly draw cement over leather parts. Allow 2 minutes or until nylon area becomes tacky before joining.

"L" cement is used only when belts are not prepared at factory. Three coats must be applied before using nylon cement.

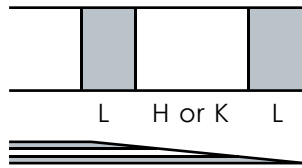
NYCOR SG

Cement System	Press Temp.	Press Time
"R" for rubber "H" or "K" for nylon	200 – 210° F	30 minutes

Apply 1 coat of "R" to the rubber portion of the lap only and allow to dry (approx. 8 min.).

Apply "H" or "K" to nylon surfaces only. Allow 2 minutes or until nylon area becomes tacky before joining.

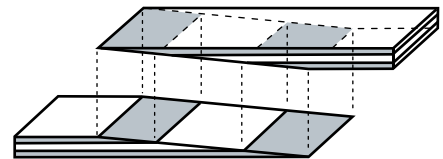
Cements for NYCOR L & 2L belting



Cements for NYCOR SG, K, & 2K belting



**Align cover to cover
and nylon to nylon**



Cement Storage

Store all cement in cool, dry area away from direct sunlight. Ideal temperature is 70° F

Cement

Shelf Life

Type	Unopened	Opened	Caution
"H"	4 months	1 week	If dark burgundy, don't use.
"K"	1 year	1 week	If thick, don't use.
"L"	1 year	1 week	If solidified to milky white, heat at 120° F on hot plate until clear.
"R"	1 year	1 week	If hardened, don't use.


Belt Storage

Hang belts from pipe rack or stand upright on wooden racks away from sunlight. Place belt in plastic bag, if possible. Ideal conditions are 70 F and 55% relative humidity. Never store a roll of Shingle belting on its side, particularly on cement or concrete floors.

Shingle is the only full-line specialty belting manufacturer in the United States. In addition to NYCOR flat belting, Shingle maintains an in-depth inventory of power transmission and conveyor belting lines including:

Polyflex / Polyflex Drive

Flat, thermoplastic extruded conveyor belting with textured or smooth surfaces for food and non-food applications. Nonporous with no fabric to fray or delaminate. V-guides and cleats attach simply. Easily made endless. Available in various colors, hardness and textures. USDA, FDA, 3A Dairy-approved.




Monofilament

Low-stretch, anti-static quality with a variety of cover profiles and materials (PVC, urethane, silicone and rubber). 40 different types in stock for printing, food conveying, tobacco processing and packaging plant applications. FDA/USDA approved.



Profile Extrusions

Extruded urethane or polyester profiles in round or V-belting. Ideal for tile manufacturing, brick plants, enclosed drives, canning lines, packaging, food handling and roofing/shingle manufacturing. Round belting is available in solid and hollow. Round and V-belting is available in reinforced and non-reinforced styles. V-guides in PU and PVC and custom extrusions are also available in PVC, urethane and polyester.



Truly Endless Tren Solutions

Designed to eliminate the construction inconsistencies of belts made on autoclaves by applying consistent heat and pressure throughout the bonding process. Consisting of the highest quality raw materials, the rubber and thermoplastic covers and tensile fabrics have been developed to solve problems for OEMs and end users worldwide.



SHINGLE BELTING

420 Drew Court
King of Prussia, PA 19406

610.239.6667
1.800.345.6294
Fax: 610.239.6668

email: belting@shinglebelting.com
website: www.shinglebelting.com

